TURTLE

FIRST TIME INSTALLATION

* REMOVE PARTS FROM INSIDE THE PACKAGE AND CHECK THEM ALL
* CONTACT YOUR DEALER IF ANY PART IS MISSING OR DAMAGED
* USE THE EQUIPMENT SPECIFIED FOR INSTALLATION

ASSEMBLY INSTRUCTIONS (ROOF RAIL)

Product Code: MR03001 (Hawk)

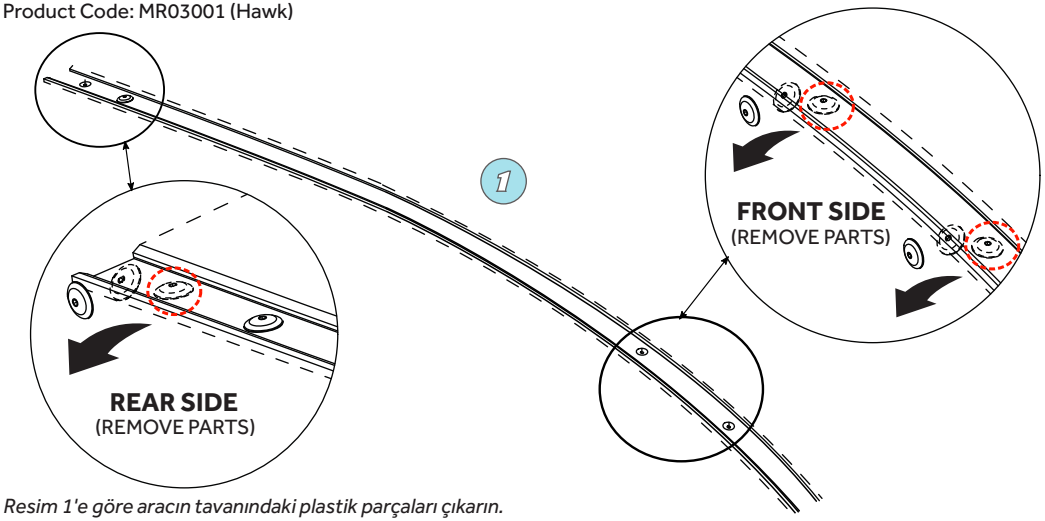

Resim 1'e göre aracın tavanındaki plastik parçaları çıkarın.

Remove the plastic parts from the roof of the vehicle according to picture 1.

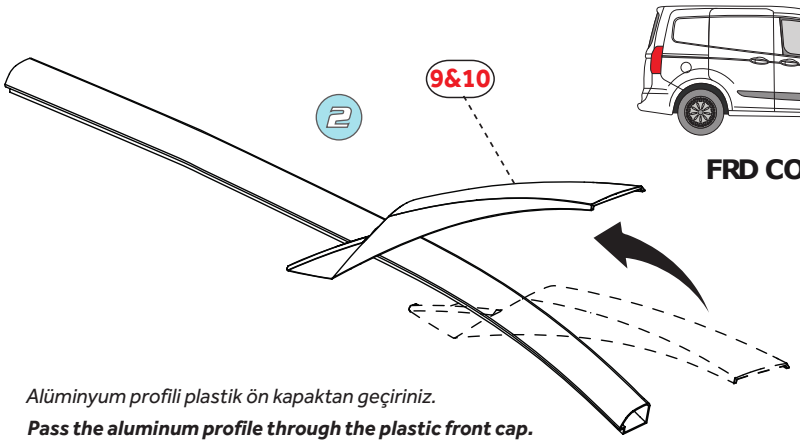

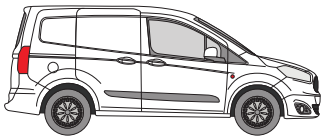

FRD COUR VAN 14-

Alüminyum profili plastik ön kapaktan geçiriniz.

Pass the aluminum profile through the plastic front cap.

NO	PART DESCRIPTION	QTY
1-	M6x35 INBUS BOLT (5Nm)	4
2-	M6x30 INBUS BOLT (5Nm)	2
3-	M6 WASHER	6
4-	SPONGE TAPE	6
5-	PLASTIC FOOT FR	1
6-	PLASTIC FOOT FL	1
7-	PLASTIC FOOT RR	1
8-	PLASTIC FOOT RL	1
9-	PLASTIC CAP FR	1
10-	PLASTIC CAP FL	1
11-	PLASTIC CAP RR	1
12-	PLASTIC CAP RL	1
13-	LIQUID RUBBER	1
14-	5 MM ALLEN WRENCH	1

SCAN ME

FOR INSTALLATION VIDEO

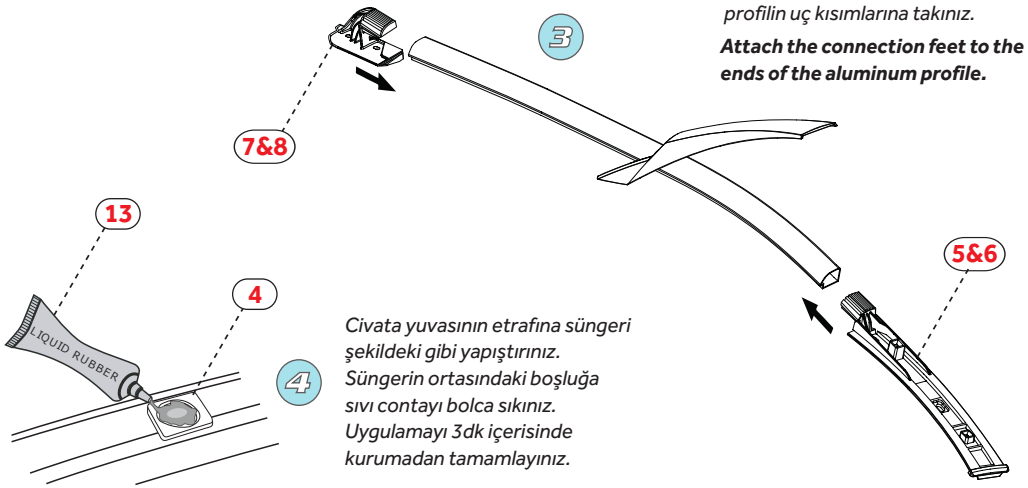

Bağlantı ayaklarını alüminyum profilin uç kısımlarına takınız.

Attach the connection feet to the ends of the aluminum profile.

Civata yuvasının etrafına süngeri şekildeki gibi yapıştırınız. Süngerin ortasındaki boşluğa sıvı contayı bolca sıkınız. Uygulamayı 3dk içerisinde kurumadan tamamlayınız.

Stick the sponge tape around the bolt slot as shown in the figure. Squeeze the liquid rubber in the middle of the sponge as a thick layer. Apply in 3min before silicone dry.

MR03001 / Rev.05 / 30.09.2025 (GKMN)

CAN OTOMOTİV İNŞ. İTH. İHR. SAN. VE TİC. LTD. ŞTİ.
Veliköy OSB 4. Cadde No:20/A Çerkezköy/TEKIRDAĞ
www.canotomotiv.com.tr / turtlecancarry.com / canauto.store /canauto.ru
+90 282 746 1320 info@canotomotiv.com.tr

TURTLE

FIRST TIME INSTALLATION

* REMOVE PARTS FROM INSIDE THE PACKAGE AND CHECK THEM ALL
* CONTACT YOUR DEALER IF ANY PART IS MISSING OR DAMAGED
* USE THE EQUIPMENT SPECIFIED FOR INSTALLATION

ASSEMBLY INSTRUCTIONS (ROOF RAIL)

Product Code: MR03001 (Hawk)

SCAN ME

FOR INSTALLATION VIDEO

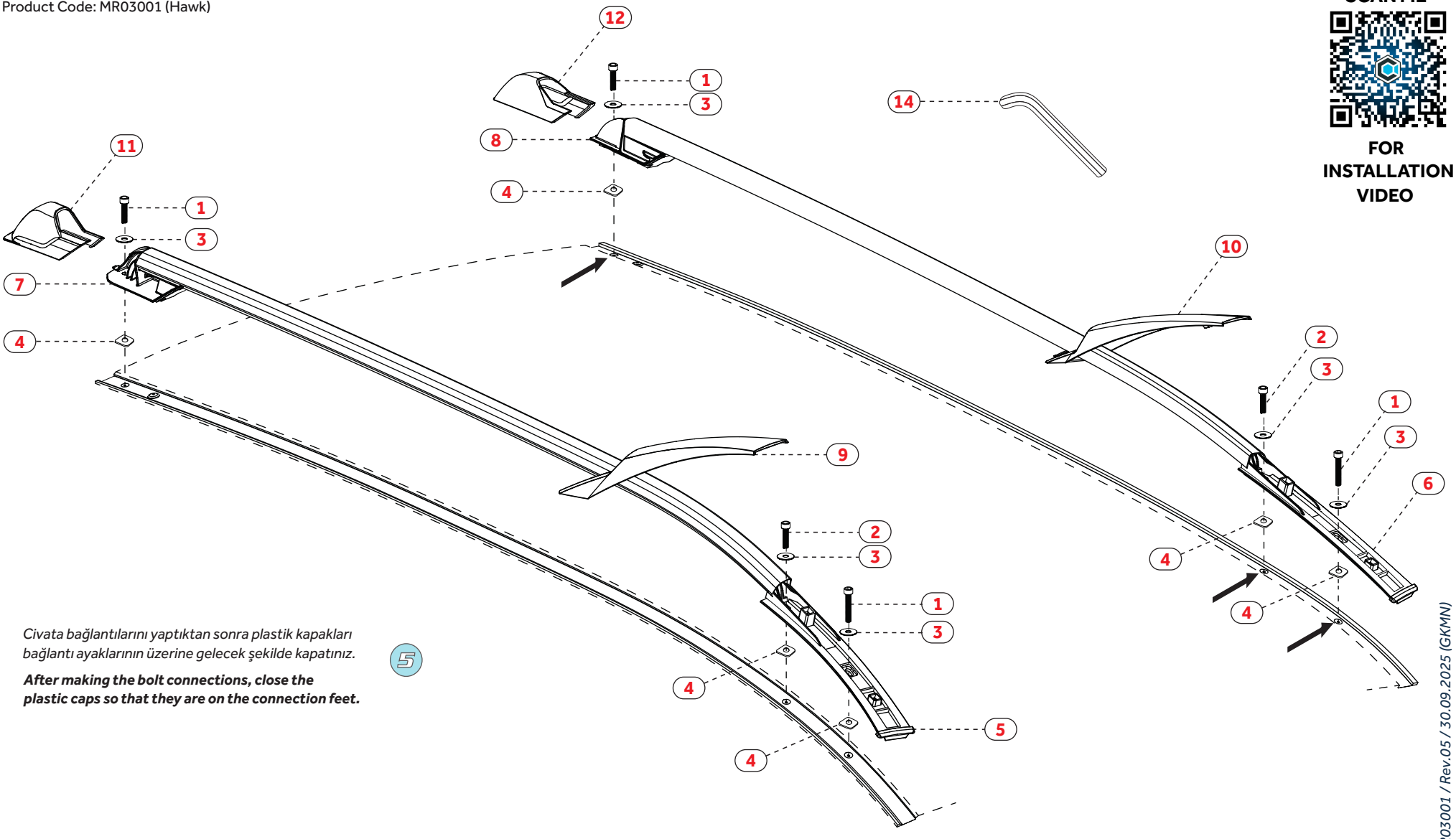

Civata bağlantılarını yaptıktan sonra plastik kapakları bağlantı ayaklarının üzerine gelecek şekilde kapatınız.

After making the bolt connections, close the plastic caps so that they are on the connection feet.

5

MR03001 / Rev.05 / 30.09.2025 (GKMN)

CAN OTOMOTİV İNŞ. İTH. İHR. SAN. VE TİC. LTD. ŞTİ.
Veliköy OSB 4. Cadde No:20/A Çerkezköy/TEKIRDAĞ

www.canotomotiv.com.tr / turtlecancarry.com / canauto.store /canauto.ru
+90 282 746 1320 *info@canotomotiv.com.tr*